

## Mechanical Seal 19

Seal Size	Seal Code	Working Length		GLAND O.D. C	Minimum Gland Bolt Circle		
		A	B		3/8 Dia. Bolts	1/2 Dia. Bolts	5/8 Dia. Bolts
1/2"	008	1-7/8"	1.750	3.980	2.500	2.750	
5/8"	010	▲	1.875		2.625	2.875	
3/4"	012		2.000		2.750	3.000	
7/8"	014		2.125	3.980	2.875	3.125	
1"	016		2.250	4.980	3.000	3.250	
1-1/8"	018		2.375		3.125	3.375	
1-1/4"	020		2.500	4.980	3.250	3.500	
1-3/8"	022		2.625	5.480	3.375	3.625	
1-1/2"	024		2.750		3.500	3.750	
1-5/8"	026		2.875	5.480	3.625	3.875	
1-3/4"	028		3.000	5.980	3.750	4.000	
1-7/8"	030		3.125		3.875	4.125	
2"	032		3.250	5.980	4.000	4.250	4.500
2-1/8"	034		3.375	6.480	4.125	4.375	4.625
2-1/4"	036		3.500		4.250	4.500	4.750
2-3/8"	038		3.625		4.375	4.625	4.875
2-1/2"	040		3.750	6.480	4.500	4.750	5.000
2-5/8"	042		3.875	6.980	4.625	4.875	5.125
2-3/4"	044	▼	4.000		4.750	5.000	5.250
2-7/8"	046	1-7/8"	4.125	6.980	4.875	5.125	5.375
3"	048	2-5/32"	4.250	7.980	5.000	5.250	5.500
3-1/8"	050	▲	4.375		5.125	5.375	5.625
3-1/4"	052		4.500	8.480	5.250	5.500	5.750
3-3/8"	054		4.625		5.375	5.625	5.875
3-1/2"	056		4.750	8.980	5.500	5.750	6.000
3-5/8"	058		4.875		5.625	5.875	6.125
3-3/4"	060		5.000	9.480	5.750	6.000	6.250
3-7/8"	062		5.125		5.875	6.125	6.375
4"	064		5.250	9.980	6.000	6.250	6.500
4-1/8"	066		5.375		6.125	6.375	6.625
4-1/4"	068		5.500	10.480	6.250	6.500	6.750
4-3/8"	070		5.625		6.375	6.625	6.875
4-1/2"	072		5.750	10.980	6.500	6.750	7.000
4-5/8"	074		5.875		6.625	6.875	7.125
4-3/4"	076	▼	6.000	11.480	6.750	7.000	7.250
4-7/8"	078	2-5/32"	6.125		6.875	7.125	7.375

### MATERIAL SPECIFICATIONS:

Metal Parts—316 Stainless Steel

Springs—Stainless Steel

Face Combinations—consult factory per application

### PRESSURE RATING:

To 300 PSI

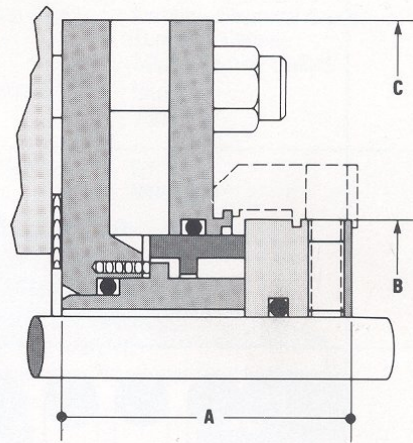
Speeds—to 3600 RPM

### TEMPERATURE RATING:

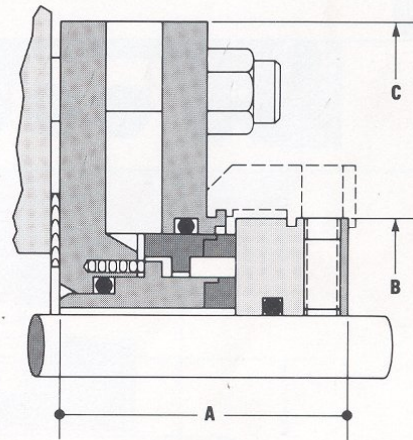
-40°F to +550°F

(depending on elastomer selection)

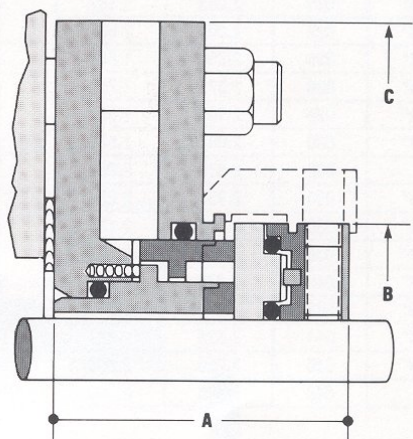
### Coated Faces vs. Coated Seat



### Carbon Faces vs. Coated Seat



### Carbon Faces vs. Seat Insert



INLET & OUTLET BARRIER FLUID PORTS 1/4 NPT